



# 2018 OECD IFP Policy paper

## Investing in the Future: Roma integration

*Bratislava, 30<sup>th</sup> November*

<http://www.oecd.org/eco/>



@OECDeconomy

@OECD





## **Main objectives of the policy paper**

---

- **Broadening the dataset about Roma population outcomes**
- **Policy recommendation backed by evidence**



# Outline: Three main chapters

---

1. **What is the current situation of Roma?** Roma population outcomes (labour market, education etc.)
2. **How it will look in the future?** aggregate macro-fiscal effects of integration
3. **What should be done?** Policy recommendations



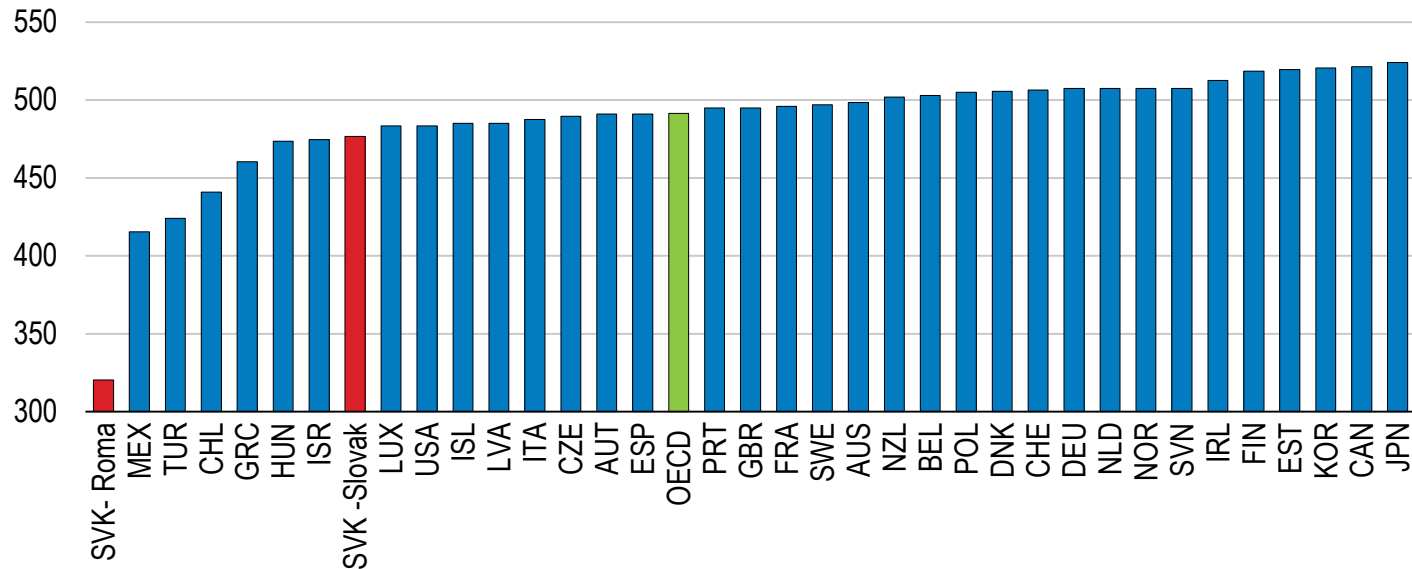
---

# **1. Chapter – What is the current situation of Roma? ?**



# 1. Chapter: Education outcomes are poor

Average PISA scores in mathematics and reading, 2015



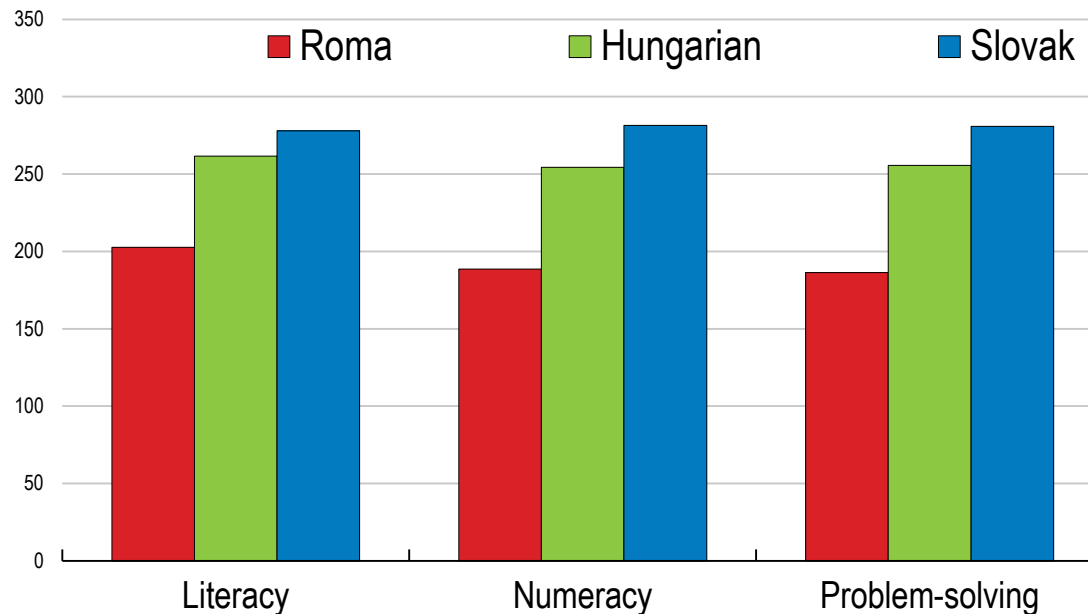
Source: OECD (2016), PISA 2015 Results (Volume I): Excellence and Equity in Education.

- ✓ **The Roma scores gap of 150 points corresponds to more than 5 years of schooling**
- ✓ **This significantly higher even compare to disadvantage groups in other countries**



# 1. Chapter: This leads to weak adult skills

Mean PIAAC proficiency scores by home language

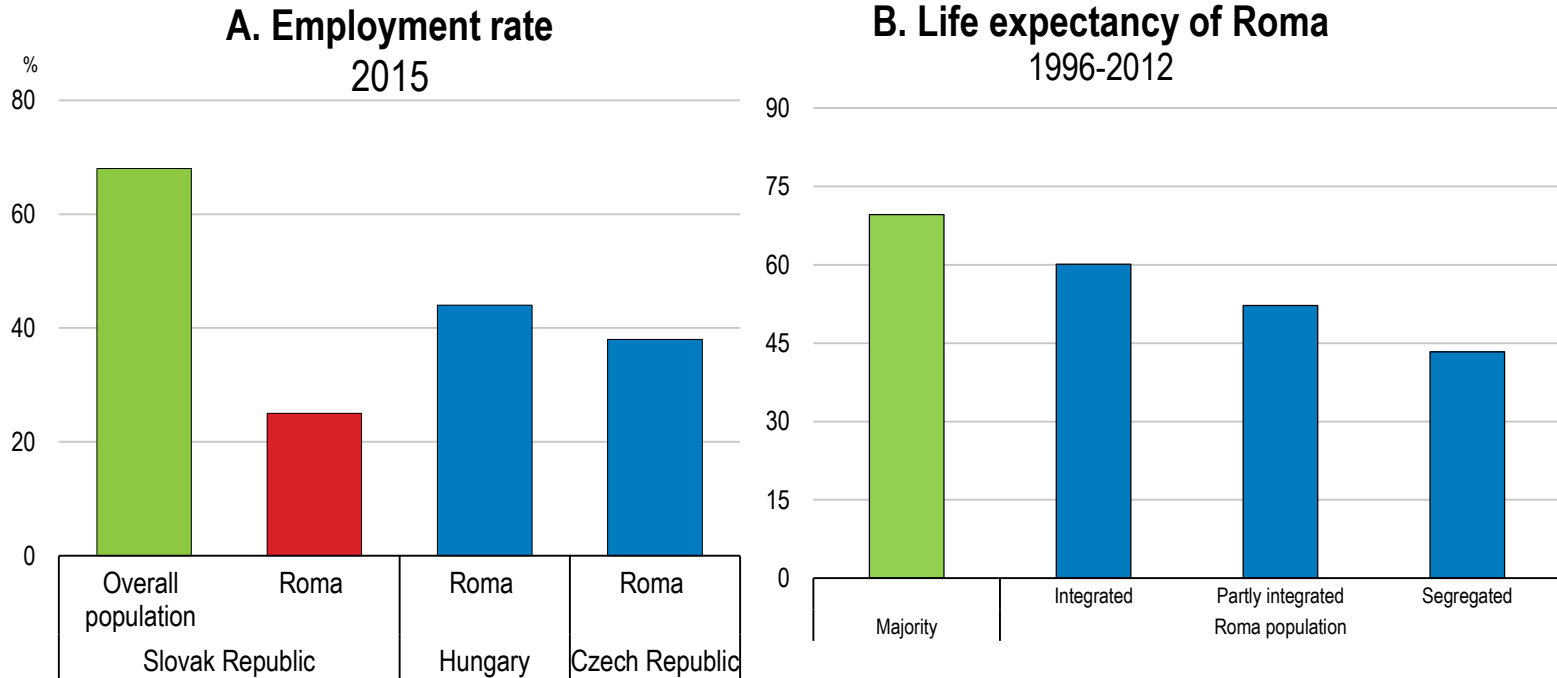


Source: OECD calculations based on Programme for the International Assessment of Adult Competencies (PIAAC) database

- Adults skills are strongly correlated with labour market outcomes



# 1.Chapter: Low employment, poor health



Source: European Union Agency for Fundamental Rights (2016) and B. Gavurová et al. (2014)..



# 1. Chapter: Expected outcomes

---

## **Descriptive statistics about Roma population outcomes**

- **Summary of the existing statistics (UNDP/WB/EC Roma survey, Labour Force survey)**
- **New insights - merging Atlas of Roma communities with administrative data**





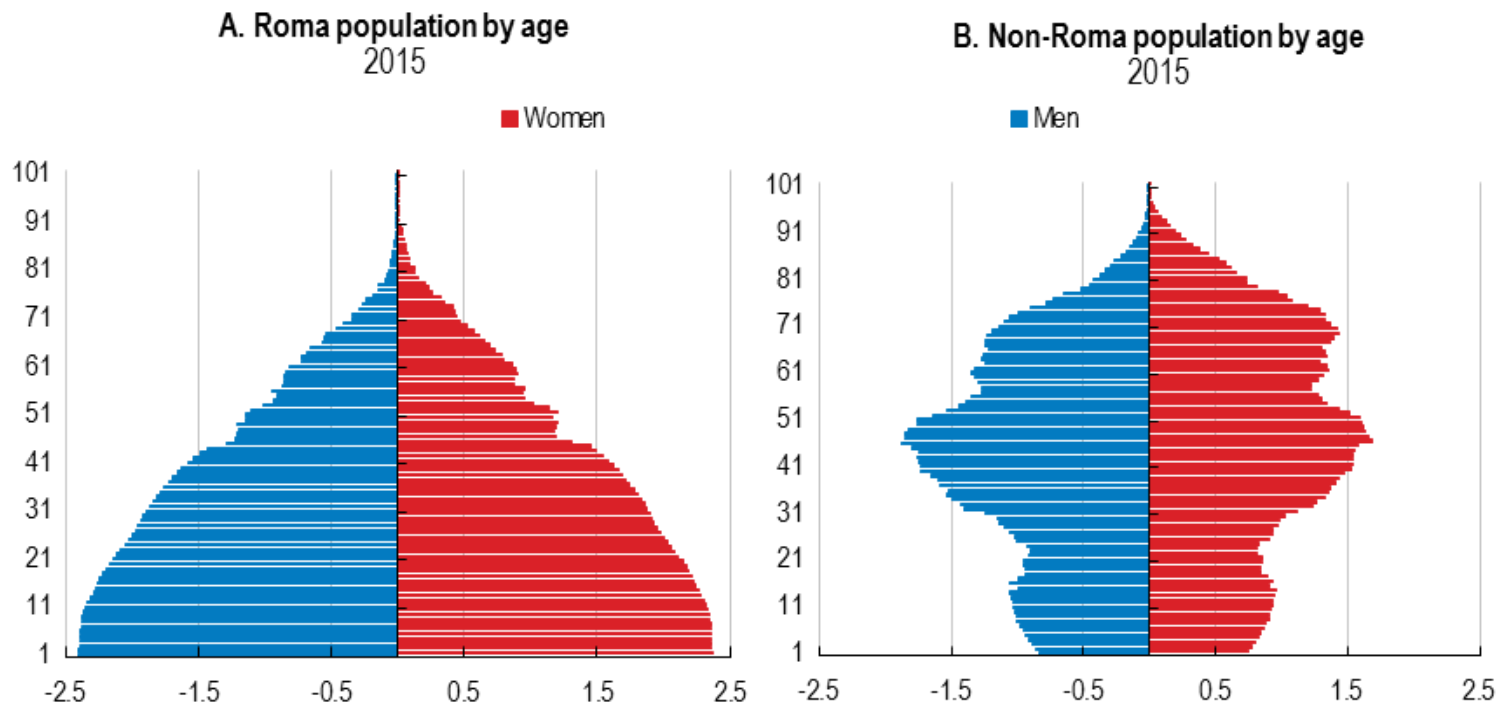
---

## **2. Chapter – How it will look in the future?**



## 2.Chapter: Share of Roma will increase

### Age pyramid



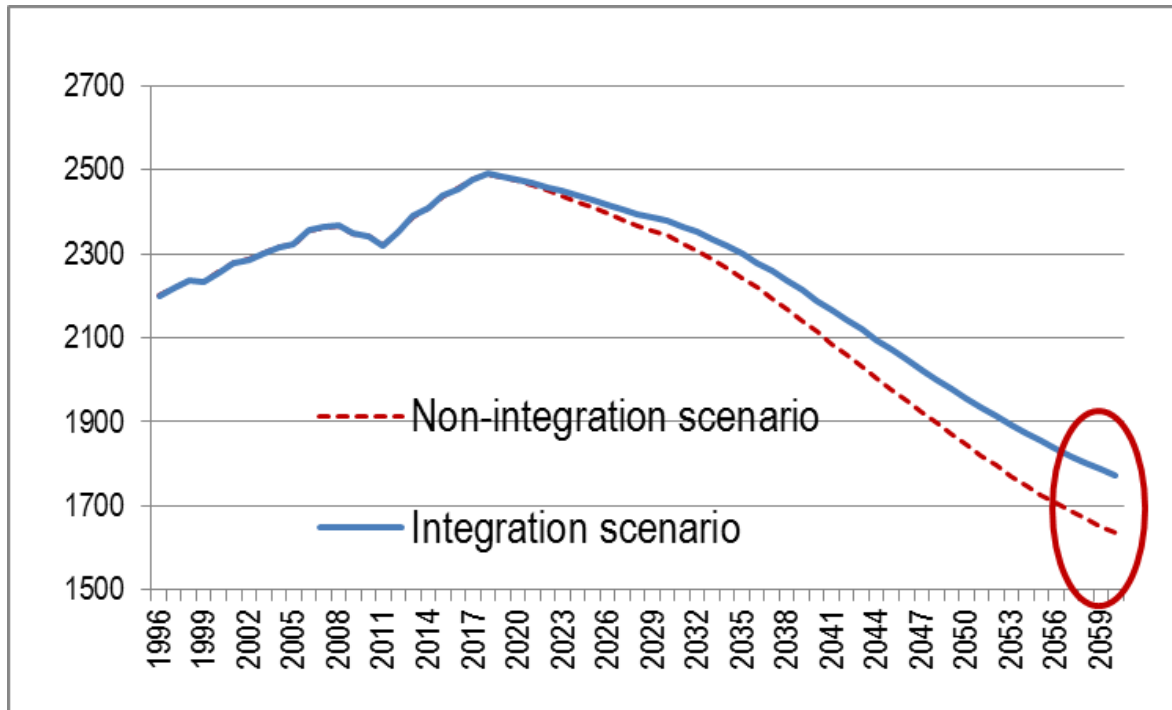
Source: OECD (2017), OECD Analytical Database

- The share of Roma will increase from around 8% to 14%



## 2.Chapter: Estimating the effects of integration

Potential employment, (in thousands)



Source: OECD (2018), OECD Economic Outlook: Statistics and Projections (database)., preliminary data

- Integration scenario assumes continuous convergence and Roma reaching labour market outcomes of the majority
- Non-integration scenario holds the Roma labour market outcomes constant at the current level



## 2.Chapter: Expected outcomes

---

### **Estimated effects of integration costs in terms of**

- **GDP per capita**
- **Public expenditures**
- **Public revenues**
- **Overall fiscal effects**



---

## **3. Chapter – What needs to be done?**



## **3. Chapter: Focus on important areas**

---

**In order to identify the most pressing policy areas with recommendations:**

- **Qualitative survey among Roma experts in Slovakia (pre-school education, segregation and ALMPs)**
- **Field trip in Roma segregated settlements (education, pre-school education, impact of community centres,)**



## 3.Chapter: Expected outcomes

---

### Focus on

- **Education – policies overview  
international experience, quantitative  
assessment of 1 or 2 measures**
- **Labour market - policies overview  
international experience, quantitative  
assessment of 1 or 2 measures**



**Thank you**